

DEGE®
FLOORS & WALLS

Exterior Metal Siding Panels



PRODUCT STRUCTURE

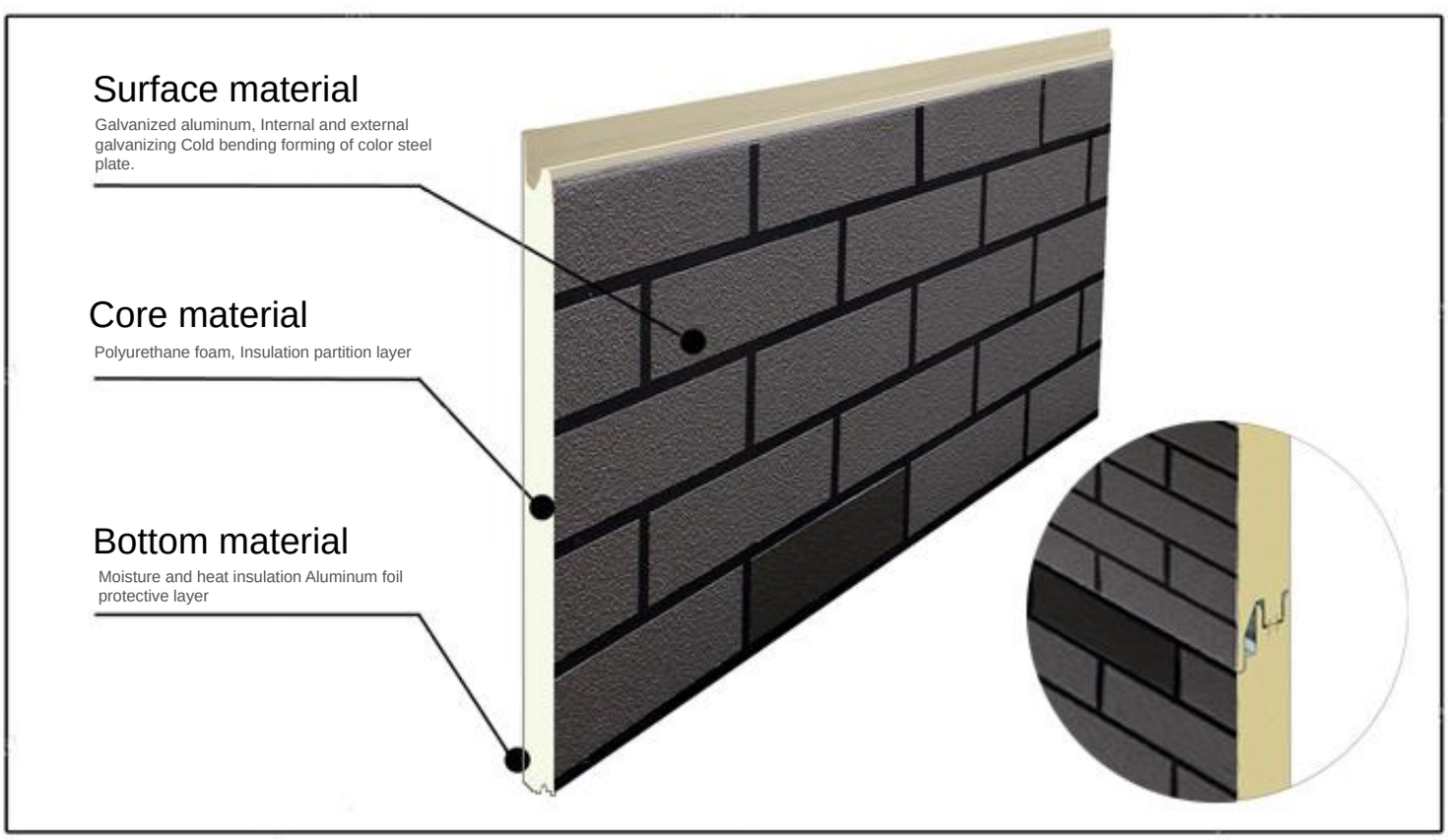

Heat Insulation

Sound Insulation

Green Energy

Seismic Crack

PRODUCT DESCRIPTION



Size:length: 2000-6000mm, Width:383mm, Thickness:16mm







Easy to install

Convenient construction, not restricted by the environment, time-saving and laber-saving, fast installation speed.

Sound insulation and noise reduction

The inside is a closed bubble structure, which has a good sound insulation effect.

Not easily deformed

After the product is formed, the surface is smooth, not easy to be deformed, and has a strong weighing capacity.

Moisture-proof andflame-retardant

Metal shell and flame-retardant foam board design, double fireproof. Metal carved board waterproof and moisture-proof.

6 Standard brick

DEB-0001

DEB-0004

DEB-0005

DEB-0006

DEB-0010

DEB-0025

6 Rough brick

DEC-0025

DEC-0006

DEC-0009

DEC-0011

DEC-0018

DEC-0004

Standard brick

DEZ-0004

DEZ-0005

DEZ-0006

DEZ-0009

DEZ-0002

DEZ-0003

Rough brick

DEZ-0011

DEZ-0006

DEZ-0009

DEZ-0010

DEZ-0001

DEZ-0004

Marble

DEL-0036

DEL-0037

DEB-0004

DEB-0001

DEL-0039

DEL-0041

DEL-0040



DEL-0033

The mud wall pattern

DET-0004

DET-0005

DET-0007

DET-0009

DET-0010

DET-0011



Stacked stone pattern

DES-0010



DES-0004



DES-0009

Wide and narrow bricks

DEZG-QH

DEZ-0001

DEZ-0004

DEZ-0005

DEZ-0006

DEZ-0007

Mosaic

DES-0005

DES-0010

DES-0011

DES-0012

DES-0017

DES-0025

Wood grain

DESZ-1043

DESZ-1044

DESZ-1045

DESZ-1047



DESZ-2047

DESZ-1043



Flat

DEM-0001

DEM-0002



DEM-0003



DEM-0004

DEM-0005

DEM-0008

Square tile

DEZ-0004

DEZ-0005

DEZ-0010

DEZ-0011

DEZ-0025



DEZG-GB

Water ripple

DEB-0011

DEB-0017

Stripe

DEW-0009

DEW-0024



DEW-0001

Corrugated pattern

DEL-0002

DEL-0006

DEL-0008

DEL-0009

DEL-0014

DEL-0017

Oak grain

DEL-0004

DEL-0009

DEL-0012

DEL-0017

DEL-0043

DEL-00MJ

Great Wall Board

DEC-0023

DECG-SB

DECG-TG

DEC-0001

Great Wall Board

DCT-0001

DCT-0005

DCT-0012

DCT-0025



BE-L002

BE-L002 Middle seam fittings



BE-L003

BE-L003 Install accessories at the end

BE-L004

BE-L004 Door and windowwrappedfittings



BE-L005

BE-L005 Inside and outside corner accesspries

Outside and inside corner accessories

Median raphe



BE-L006

BE-L006 Big corner accessories

BE-L008

BE-L008 InvisibleInitial installation accessories

BE-L007

BE-L007 Big Inside and outside corner accessories



BE-L001

BE-L001 Inital installation accessories



Median seam



Embossed outside and inside corner accessories









Same material outside corner

Same color Door and windowwrappedfittings



Embossed initial and end installation accessories



Same material inside corner



Embossed Middle seam fittings

Embossed Middle seam fittings

Embossed double colors Middle Seam fittings

Same material initial and end installation accessories

Same material Middle seam fittings

Double colors outside and inside corner accessories

Embossed brick type Middle seam fittings

Different shapes outside and inside corner accessories

PRODUCT DESCRIPTION

1. Flick the line

2. Install the frame

5. Install the base of external-angle part



6. Install wall panel



3. Install the starting part



4. Install the base of board-connecting part

7. Nstall the bucking lid of board-connecting part

8. Install the bucking lid of external-angle part