



Changzhou Dege Decorative Material Co., Ltd.
Building B, No. 388 Heping Road,
Tianjing District, Changzhou, Jiangsu, China
Tel: +86-519-83828201
Web: www.degefloors.com
Email: info@dgefloors.cn



PU Faux Stone Wall Panel

What is PU Faux Stone Wall Panel?

PU Faux Stone Wall Panel is a new type of decorative green material. It is made by PU material and it can be nailed, sawed, planed, washed and it is suitable for interior and exterior decoration. It is fireproof and easy to install.



Moistureproof



High temperature



Not easily deformed



Light weight



Construction convenient

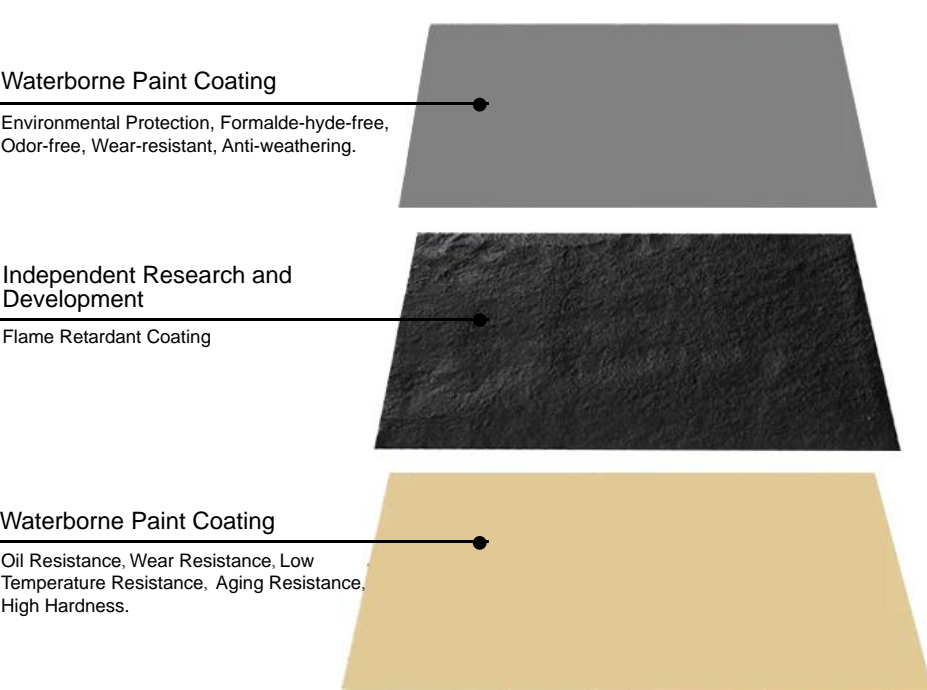


Can be customize




PANEL STRUCTURE

WHAT IS POLYURETHANE STONE



PANEL SIZE



EASY TO INSTALL

No keel required It can be hung, glued, cut, saw




PROTECTION OF ECOLOGICAL

Reduce the exploitation of stone, wood and soil.



FIRE RETARDANT

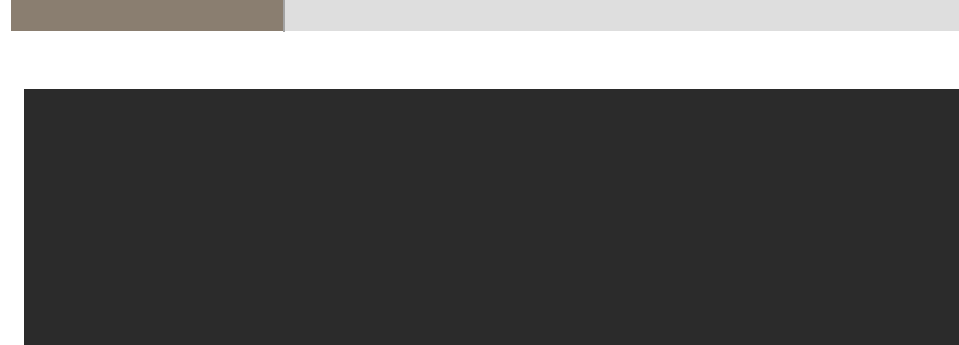
Flame retardant effect, visible to the naked eye, adds a layer of protection to safety.



PU FAUX WALL PANELS

Horny wooden slat wall panel is easy to install yourself, instantly enhancing your bedroom, living room, or office into a refined, modern space.

Product Name	PU STONE
Material	PU(Polyurethane)
Size	1200*600*30mm, 1200*600*50mm, 1200*600*100mm, 600*600*100mm, etc.
Color	White, Grey, Black, etc.
Advantages	Waterproof, Fireproof, Light Weight, Eco-friendly, Soundproof, Easy to install
Application	Hotel lobby, corridor, room decoration, conference halls, recording rooms, studios, residences, shopping malls, schools, office space, etc.
Loading Quantity	1200(L)*600(W)*30(T):10PCS/CTN, about 100CTNS=1000PCS/20ft, about 240CTNS=2400PCS/40HQ; 1200(L)*600(W)*50(T): 6PCS/CTN, about 100CTNS=600PCS/20ft, about 240CTNS=1440PCS/40HQ; 1200(L)*600(W)*100(T): 3PCS/CTN, about 100CTNS=300PCS/20ft, about 240CTNS=720PCS/40HQ 600(L)*600(W)*100(T): 6PCS/CTN, about 100CTNS=600PCS/20ft, about 240CTNS=1440PCS/40HQ



FINISHED PANEL COLORS

SIZE: 1200X600X30/50/100mm



FINISHED PANEL COLORS

SIZE: 600X600mm



CONSTRUCTION TECHNOLOGY

1. Treatment of base course: Clean up the impurities on the surface of wall base course before construction to ensure that the wall surface is basically flat.
2. Do not need leveling: if the leveling layer is 1:3 cement mortar, the interior shall be primed with fiber cement board or wood splint, do not apply putty and paint.
3. No dividing, snapping and pointing: cut according to the design drawing, color the edge, and then pave with structural adhesive.
4. Paste Mushroom stone: IT shall be inlaid from bottom to top, and the bonding thickness shall be between 4 and 8mm.
5. Clean the surface: when the structural adhesive is fast drying, blow the dust on the surface with an air gun and stick a protective film.



INSTALLATION PROCESS



PU Faux Stone Wall Panel

